

20. How to save the school website as an icon on your iPhone or iPad

Did you know that your school website can be saved as an icon on tablets and mobile devices? We recommend you show your parents how to do this for quick and easy access. We have put together the following instructions which you may wish to include on your website or in your next newsletter.

Step 1: Visit the school website on your mobile device



Step 2: Click on the link area to highlight



Step 3: Click the save page icon



Step 4: Click Add to home screen



Step 5: Click Add



Step 6: The icon will save to your home screen:



How to save the school website icon to your home screen on a Windows phone:

Step 1: Visit the school website on your mobile device




Step 2: Click to expand options



Step 3: Select 'pin to start'



Step 4: The item will be added to your home screen



How to save the school website icon to your home screen on an Android device:

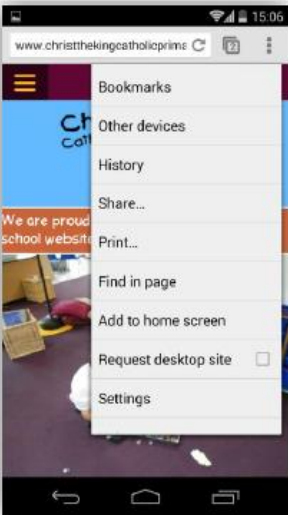
Step 1: Visit the school website on your mobile device



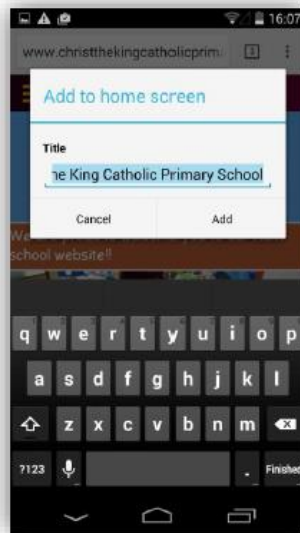
Step 2: Click to expand options



Step 3: Select 'Add to home screen'



Step 4: Click 'Add'



Step 5: The item will be added to your home screen

